


DAYLIGHT DREAMS EDITIONS

FINE ART / MADE IN LOS ANGELES

FRAMING AND FINISHES GUIDE **2020**



DAYLIGHT DREAMS EDITIONS is an art studio based in Los Angeles releasing Fine Art and Photography that draws inspiration from Modern Art, the Landscape, Textile design, and Natural History. We strive to offer unique artworks at the highest quality for elevated interiors. Our work is available as Framed Art or unframed prints.

DDE offers STANDARD and PREMIUM framing on all artworks.

Our STANDARD framing uses high quality commercial mouldings from Larson Juhl, Roma, and Omega, and is custom-assembled by our team of framers. We offer 4 finish styles in a contemporary gallery profile that includes Matte Black, Matte White, Natural Maple, Black Ash, and Walnut.

Typical lead time for standard framing is 3 – 5 weeks to ship.

Or PREMIUM Frames are constructed from scratch by Artisans using the finest hardwoods, archival materials, and craftsmanship with 22 elegant finish options.

These Premium handmade frames employ spline joints, 99% UV-filtering acrylic, and are constructed from completely archival materials.

Typical lead time for premium framing is 5 – 7 weeks to ship.

Additionally, we offer our Lucite Box Frame as another premium option. Constructed entirely of crystal-clear lucite with a white linen backing, this shadowbox option has a highly stylized contemporary look that pairs particularly well with colorful, abstract pieces.

Typical lead time is 5 – 7 weeks to ship.



Our Standard Frame options

Frame depth will be determined by overall frame size with 2.25” the deepest on shadowbox and larger sizes.

Note: Black Ash is only available in this deep profile so we reccomend it more for the larger sizes, but it can be used for any size.

Frames are made from painted or stained wood, framer’s acrylic, and arrive ready to hang.



MATTE BLACK



MATTE WHITE



DEEP BLACK ASH



NATURAL MAPLE



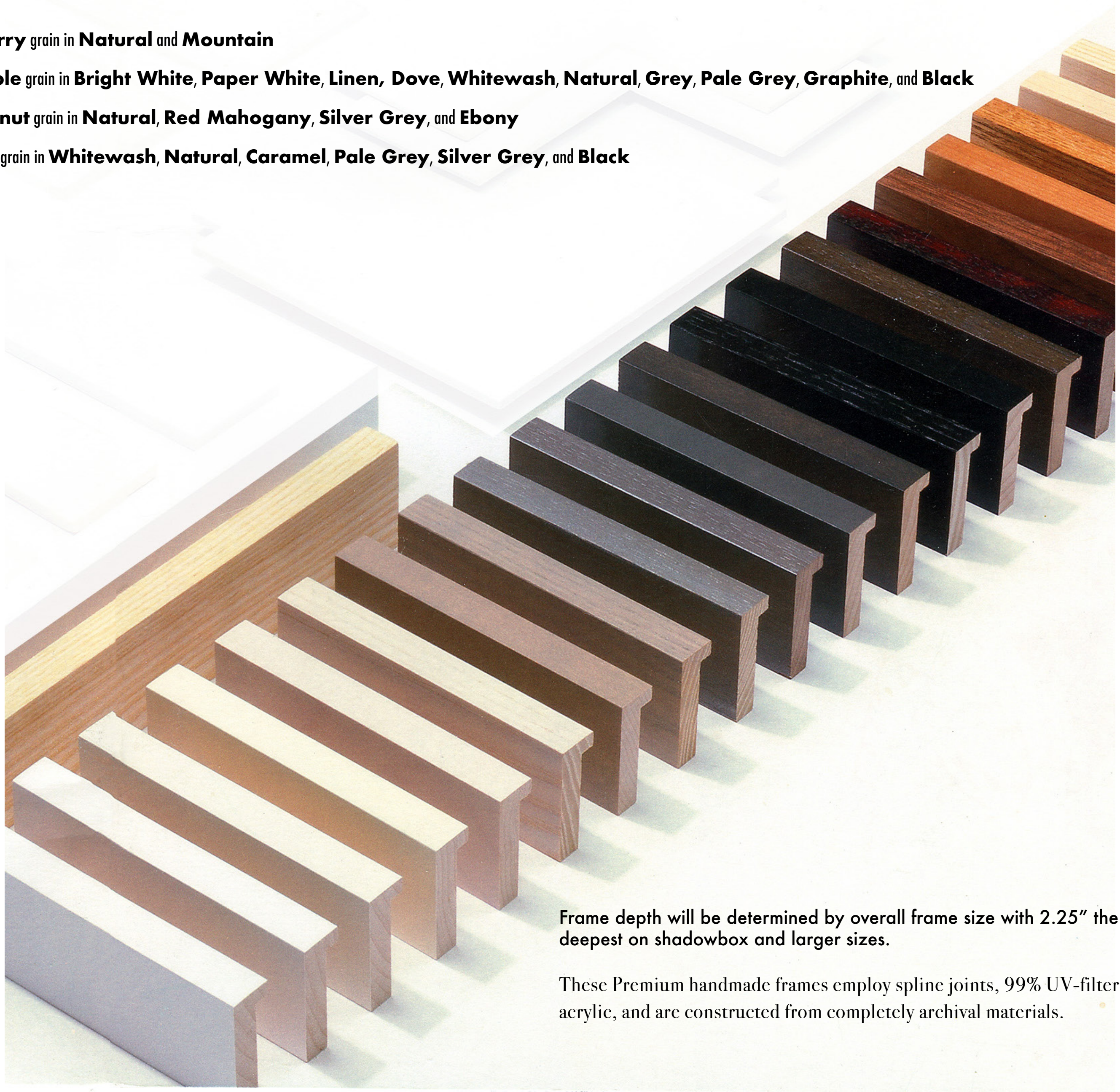
WALNUT



DEEP WALNUT

Our Premium frames offer the following 22 finishes:

- **Cherry** grain in **Natural** and **Mountain**
- **Maple** grain in **Bright White**, **Paper White**, **Linen**, **Dove**, **Whitewash**, **Natural**, **Grey**, **Pale Grey**, **Graphite**, and **Black**
- **Walnut** grain in **Natural**, **Red Mahogany**, **Silver Grey**, and **Ebony**
- **Ash** grain in **Whitewash**, **Natural**, **Caramel**, **Pale Grey**, **Silver Grey**, and **Black**



Frame depth will be determined by overall frame size with 2.25" the deepest on shadowbox and larger sizes.

These Premium handmade frames employ spline joints, 99% UV-filtering acrylic, and are constructed from completely archival materials.



- **Cherry** grain in **Natural** and **Mountain**
- **Maple** grain in **Bright White**, **Paper White**, **Linen**, **Dove**, **Whitewash**, **Natural**, **Grey**, **Pale Grey**, **Graphite**, and **Black**
- **Walnut** grain in **Natural**, **Red Mahogany**, **Silver Grey**, and **Ebony**
- **Ash** grain in **Whitewash**, **Natural**, **Caramel**, **Pale Grey**, **Silver Grey**, and **Black**



PAPER WHITE MAPLE



BRIGHT WHITE MAPLE



DOVE MAPLE



LINEN MAPLE



WHITEWASH MAPLE



WHITEWASH ASH



NATURAL MAPLE



NATURAL ASH



PALE GREY MAPLE



PALE GREY ASH



NATURAL CHERRY



MOUNTAIN CHERRY



NATURAL WALNUT



RED MAHOGANY WALNUT



SILVER GRAY ASH



SILVER GRAY WALNUT



GREY MAPLE




GRAPHITE MAPLE



EBONY WALNUT



BLACK ASH



BLACK MAPLE

LUCITE BOX FRAME has clean lines that make a modern statement.

Artwork is floated in this shadowbox with glimmering bronze screws for an added touch of glamour.

